



Engineering progress
Enhancing lives

SLINOVA The slimline sliding door

www.rehau.uk/slinova





**Modern,
slim, secure
& energy
efficient**

Opening out to a superb panoramic view, flooding the room with light

**Outstanding performance
and design for modern,
energy-efficient homes.**

SLINOVA creates harmony between interior and exterior with its slim design and extensive glass surface.

Opening in one smooth movement, enter a world where performance and design are one and the same. Offering you more light and comfort, SLINOVA blends into your living space, letting more of the outside in.

Let the light in



The benefits of natural light

- Improves your mental wellbeing
- Helps you sleep better
- Improves your concentration
- Reduces the need for artificial light
- Increases focus and energy levels
- Strengthens the immune system

SLINOVA: The bright choice Maximise natural light with SLINOVA's large glazing area

SLINOVA is a slim line sliding door with outstanding stability and strength.



A discreet 80mm frame depth



Increased airflow and circulation due to larger sliding element



Easy to operate, durable, low maintenance and easy to clean



Makes a room feel more spacious



Allows nature and the outside environment to become part of your home





**A colour
for all**



Colour that lasts,
Every SLINOVA door has the option
of featuring the same colour finish
inside the home, for a custom look.

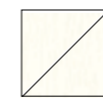
Your style down to the last detail

Make a statement with the
unique SLINOVA sliding door

Bring in the colour

The SLINOVA sliding door can be customised to your specifications. In addition to providing you with day-to-day comfort, it enhances the architecture of your home. Choose the colour and design that best suits you from the REHAU colour range.

You can vary the styles with different colours and finishes inside and outside the sliding door:



Simply White /
Simply White



Simply White /
White



Rosewood /
Rosewood*



Rosewood /
White



Black Brown /
Black Brown*



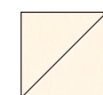
Black Brown /
White



Midnight Black /
Midnight Black*



Midnight Black /
White



Clotted Cream /
Clotted Cream



Clotted Cream /
White



Golden Oak /
Golden Oak*



Golden Oak /
White



Slate Grey /
Slate Grey*



Slate Grey /
White



Slate Grey
(Smooth) /
Slate Grey
(Smooth)*



Slate Grey
(Smooth) /
White



Anthracite Grey* /
Anthracite Grey



Anthracite Grey /
White



Anthracite Grey
(Smooth) /
Anthracite Grey
(Smooth)*



Anthracite Grey
(Smooth) /
White

* Available only on Grey base profile.





A window to your world

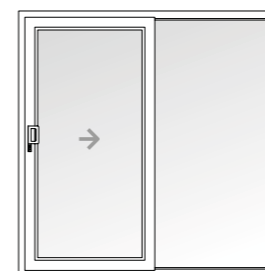


More space
 Today's new homes offer increasingly smaller rooms. Thanks to its large openings, SLINOVA gives you the impression of open space, granting you a superb view of the outside.

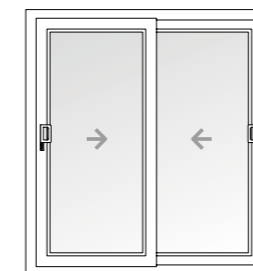
Bring the outside inside

SLINOVA makes the transition from indoors to outdoors much smoother, in a single simple and light movement. Its minimalist design allows for a clear view to your world.

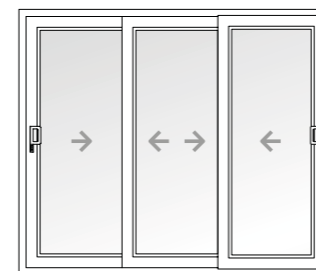
A range of design configurations that adapt to your home



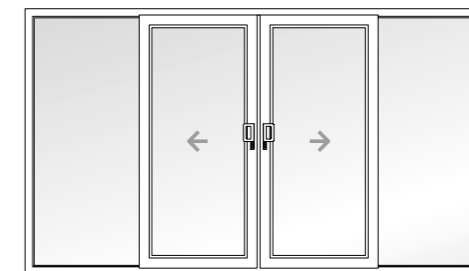
Single moving pane



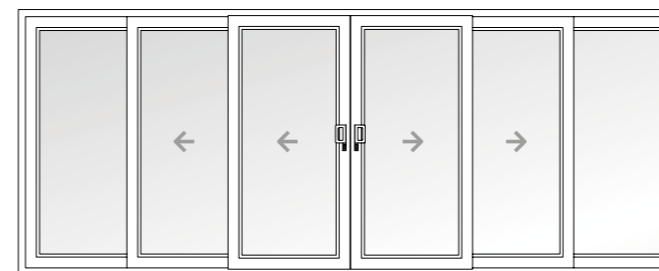
Two moving panes



Three moving panes



Two moving panes opening from the centre



Four moving panes opening from the centre



Style and design

- Flexibility of dual and triple track system allows for a large number of sliding door combinations.
- 2, 3, 4 and 6 pane options opening from either left, right or even from the centre for complete flexibility.

Peace of mind



Security guaranteed

REHAU SLINOVA doors are tested to the highest security standard giving you an added level of security to your home and family.

- 1 Specially-designed, discreet hardware makes the locks completely invisible within the sash
- 2 Standard 6 point locking mechanism
- 3 Easy and convenient opening
- 4 Multi-point locking system
- 5 3 star lock cylinder
- 6 Stainless steel hooks for extra security



Stainless steel hook for extra security.



Aluminium anodised keep for enhanced aesthetics.



A choice of durable and resource-efficient windows and doors

We help you to become more environmentally responsible, by offering you high quality products that help protect the environment.



Production

Our partner customers produce EcoPuls labelled profiles, to bring you eco-designed, sustainability-produced products that **save up to 97,000 tonnes of CO₂ per year.**



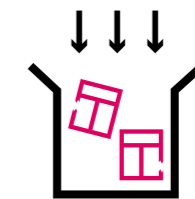
Manufacturing

REHAU manufactures profiles with the EcoPuls seal of approval in our Vinyl Plus certified factories, due to their sustainable production processes. Thanks to the co-extrusion process, REHAU combines recycled and virgin raw materials without impairing the performance and usability of the new profile.




Installation

REHAU products with the EcoPuls label are then installed in your home by our network of partners, **save 13 kg of CO₂ in replacement and 17 kg of CO₂ in new construction, per window.**



Collection

Every year, **millions of old PVC windows, doors and production offcuts** are reused in the production of new profiles with the EcoPuls label. For this reason, REHAU maintains an extensive network for the collection of these materials.



Recycling

Collected old windows, doors and production off-cuts are carefully selected and sorted into different raw materials (e.g. glass, PVC and steel) and then recycled. The PVC components are then processed into high quality granules. The production of EcoPuls PVC recycled profiles **saves up to 88% in CO₂ emissions**, compared to the production of a standard profile on the market.



REHAU Group's recycling facilities, include our Polish plant in Śrem, with its own state-of-the-art recycling works, as well as our subsidiaries, PVCR in England and DEKURA in Germany. These locations are responsible for the central collection of used material and its processing into reusable materials. As an industry specialist, DEKURA produces around 40,000 tonnes of material for new PVC windows.



Technical information

SLINOVA sliding door

Frame depth	Double frame 80 mm, Triple frame 146 mm
Sash depth	54 mm
Assembly	Welded sash, welded frame or mechanical joint frame only
Material	REHAU EcoPuls PVC profile, with steel reinforcement according to the system manufacturer's specifications Sash and frame with a minimum of 40% to 75% recycled PVC, Vinyl Plus certification
Seals	The seal between the door frame and the sash is ensured by two circumferential brush seals. The glazing seal in the sash is welded in the corner area.
Maximum glass thickness	32 mm
Maximum sash weight	Up to 150 kg
Maximum dimensions (WxH)	4 m x 2.4 m
Wind load resistance	Up to class B2/C1 according to DIN EN 12210
Rain permeability	Up to class 7A according to DIN EN 12208
Air permeability	Up to class 4 according to DIN EN 12207
Sound reduction	Up to $R_{w,P} = 33$ dB

