



MY DESIGN
SLIDING DOOR.

SCHÜCO



My favourite place? Home!

Home is the place we go to gather energy, find fulfilment and spend time with our nearest and dearest. That's why it's so important to shape our own home so that we feel free, safe and secure there. A sliding door is a major plus when it comes to feeling good in your own home. It's not just a way in and out: with the right sliding door, the inside becomes the outside. Living spaces merge with gardens and are flooded with light, with limitless views out into

nature or the urban environment. Whether you're building, renovating or modernising, Schüco always has the right sliding door for your building project. Exclusive Panorama Design, versatile Classic Design or space-saving Bi-Fold Design – the choice is yours. Which of our sliding doors are the best match for your personal requirements and your home? This brochure will help you decide – with plenty of inspiration and information about Schüco Design sliding doors.



Contents

01 FEATURES	06
Three types	08
Comfort	10
Design	12
Security	14
Sustainability	16
Material	17
02 PANORAMA DESIGN SLIDING DOOR	18
The exclusive one	22
Benefits	24
Home story	26
03 CLASSIC DESIGN SLIDING DOOR	32
The multi-talented one	36
Benefits	38
Home story	40
04 BI-FOLD DESIGN SLIDING DOOR	46
The space-saving one	50
Benefits	52
Home story	54
05 SERVICE	60
Schüco website	62
Find a partner	63
Showrooms	64
All about Schüco	66
Legal notice	67

01

FEATURES

A Schüco Design sliding door is a great transition from inside to outside. An eye-catcher with a view. A light source. A smart solution. And one that offers maximum protection: against cold, heat and burglars. No matter which of our sliding doors you choose, you'll always be making a worthwhile investment in comfort, design, security and sustainability.






One view

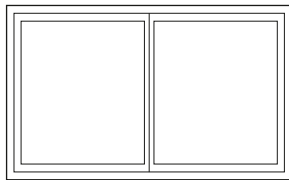
Three sliding doors

We offer three different types of Design sliding doors: Panorama, Classic and Bi-Fold Design. Each is available with numerous design options – whether that's opening types, colours or design variants. Let us make your Schüco sliding door from aluminium or PVC-U in line with your personal preferences; you can rely on our high quality and many years of experience.



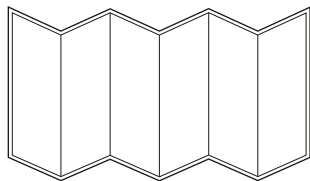
Panorama Design – the exclusive one

Frameless and large-scale: generous glass areas and slimline profiles are the characteristic features of Panorama Design sliding doors. For the best view ever. See page 18 onwards



Classic Design – the multi-talented one

Versatile and reliable: the Classic Design sliding door is a hit with a huge range of opening options. The perfect solution for almost any building project. See page 32 onwards



Bi-Fold Design – the space-saving one

Flexible and space-saving: with the Bi-Fold Design sliding doors, openings can incorporate up to 90% of the glass area. For a seamless flow from living space to patio. See page 46 onwards



Which sliding door is right for you?

Use our configurator to design your own new Design sliding door.

Comfort

An investment in the future

Comfortable solutions should always suit both the current and future requirements of all users. This means that anyone, regardless of age, size and ability, can use our Design sliding doors with maximum safety and comfort. This makes the doors a valuable investment for the future – for your quality of living and your property.





Seamless transitions from inside to outside, convenient operating and ventilation options: comfort comes in many different forms and benefits the whole family.

Seamless transition

Sliding doors without barrier-free transitions are typical trip hazards. Thanks to barrier-free zero level thresholds, there are no height differences around opening areas, making it easier for everyone to get out onto the patio or into the garden – from small children to seniors. Good to know: barrier-free design will increase the value of your property and the future viability of your home.

Incorporation into smart home systems

Smart homes use networked and automated house technology and are becoming increasingly popular in households up and down the country. Already have a smart home system and want to add a Schüco Design sliding door? No problem! Depending on the type of smart system you have installed, be it Alexa Home, KNX or BacNet, you can use the Schüco Building Skin Control platform to make the sliding door part of your intelligent home quickly and easily.

Automatic operation

Want to open and close your sliding door easily and conveniently from your sofa? Selected models come with Schüco TipTronic, linked to the Schüco Building Skin Control platform. With this solution, you can effortlessly move even large-scale sliding vents that weigh up to 600 kg using your tablet, smartphone, language assistant or a switch. An integrated anti-finger-trap device stops the sliding vent automatically if any kind of obstacle is detected when moving, such as a child's hand.

Schüco SmartClose

It's a familiar feature in modern kitchens: doors and cupboards that close silently, almost by themselves. Schüco sliding doors use similar technology. With Schüco SmartClose, an innovative soft-closing mechanism slows down the moving vent gently but effectively and moves it automatically into the closed end position. You can then manually lock the sliding door using the handle.

Attractive sun shading

The textile Schüco sun shading system AB ZA (Aluminium Blind ZIP Adapted) protects against disruptive sunlight. Its wide units offer optimum shading for even the largest Schüco Design sliding doors. The zip technology ensures a smooth fabric appearance with a lean and modern design. Depending on the material and fabric openness coefficient (0–14%), you get an opaque textile that provides superb glare protection and screening or a transparent fabric that ensures a perfect view to the outside. And depending on type, Schüco Design sliding doors can also be combined with all conventional shading solutions such as external blinds or shutters.

Design

A question of style

Our home is what we make it – uniquely tailored to our own taste. This is why we let you create your own Schüco Design sliding door in line with your own personal preferences when it comes to form, function, colour and technology. The focus remains on appearance, while the technology disappears into the fitting and profile systems without impairing the look.





reddot design award
winner 2019



A sliding door is more than its function; it is a design element that perfectly complements your own personal style of living.

Slimline face widths

If you choose a large-scale sliding door, you want a view that is unlimited. In order to ensure that this is impacted as little as possible by profiles, Schüco Design sliding doors have particularly slimline frames, some of which disappear completely into the floor, walls and ceilings with guides. Panorama Design sliding doors are the number one when it comes to a great view. All you can see is the narrow interlock section (up to 31 mm) between the vent units. Although Schüco Classic Design sliding doors do not vanish into the walls and floor, they can still provide a great view with slimline face widths of as small as 40 mm in the interlock section, depending on the design.

Designer handles

A great design is consistent down to the last detail – and that includes the handle. That's why we've developed a range of handles that fit seamlessly into the design of the Schüco sliding doors with a harmonious look that also matches our windows.

Individual colour choices

Brilliant white, on-trend grey or a subtle natural finish? It's up to you. We offer a great range of colour and coating options for the profiles of your Schüco Design sliding door. One highlight of our PVC-U sliding doors is Schüco AutomotiveFinish, which makes great use of knowledge from the automotive paint industry. The colours are not only incredibly eye-catching, but are also particularly long-lasting.

Award-winning design

Our sliding doors meet the highest of requirements when it comes to quality, comfort and design. They have already won many internationally renowned design prizes such as the Red Dot Design Award, the iF Design Award and the German Design Award.

Security

Eliminating risks

Burglars love sliding doors. They seem to assume that large glass units and slimline profiles make breaking in easier. Wrong! Here at Schüco, we really believe that you should feel safe and secure at home. That's why our Design sliding doors come complete with tested and certified burglar resistance.





Security is more than a feeling at Schüco - it's a certified assurance! Uninvited guests stay outside – even though general break-in figures have been high for years.

Better safe than sorry

Schüco Design sliding doors keep your home secure in many different ways. The glass units are fixed in place continuously, installed in vent frames with anti-lift-out devices and have additional locking points in multiple areas between the vent units. Handles with lock/push buttons also increase burglar resistance. They are easy to retrofit.

Burglar resistance up to RC 3

If it takes burglars longer than one minute to gain access to a building, many of them give up. The risk of being caught is too high. Our products comply with at resistance class RC 2 at a minimum, as recommended by the police, and keep burglars busy for around three minutes. In general: the higher the resistance class, the safer. Security levels for private homes range from RC 1N (basic protection) to RC 3 (high protection).

KfW support

The KfW [German Credit Institute for Reconstruction] promotes the installation of burglar-resistant windows and doors. Alongside a grant (KfW 455-E), you can also apply for low-interest credit (credit KfW 159). Go to www.kfw.de to find out more.

App-controlled

Schüco TipTronic technology combined with the Schüco Building Skin Control platform enables integrated opening and closing monitoring for your sliding door. No matter where you are, you can use an app to check if your sliding door is open or closed and locked. You can also combine the monitoring system with alarm systems in order to further increase the safety of your house and family.

Safe and sound

Schüco Design sliding doors not only protect against uninvited guests, but also against weather, injury and noise: for example, they can be locked at any opening width you want in order to provide safe ventilation while also stopping them slamming open or shut due to wind or storms. This can also stop small children getting their fingers crushed. Optimum sound insulation ensures a peaceful living atmosphere, even if there is a very busy road nearby (for example).



Our Design sliding doors show how beautiful sustainability can be.

Sustainability

Long live the sliding door

Sustainability is an attitude that we at Schüco demand and implement every day by focusing on quality, energy efficiency and the conservation of resources in the form of recyclable products and services. We also constantly scrutinise every step of our supply chain and work with our suppliers and partners to make changes where needed.

100% recyclable

Whether aluminium or PVC-U, we ensure that the materials we use for our sliding doors are recyclable. Our aim is to reuse all materials. Aluminium is particularly durable in this context and is already recycled from the start of industrial production onwards – without loss of quality. This means it can be returned into the material cycle as often as you want. PVC-U is also easily recyclable and can be broken down into its constituent parts and reused without problems.

Energy-efficient


We ensure maximum efficiency by setting high standards for the thermal insulation of our products. Our Design sliding doors are real energy-savers that can attain passive house standard, irrespective of the materials used. This not only reduces heating costs, but also ensures a comfortable living climate.

High quality ensures long life

Schüco Design sliding doors use fantastic high-quality materials. The longer our products are in use, the better their environmental impact – making them a wise investment in economic terms too. The technology for long-term use is tested at the Schüco Technology Center. A long service life is only guaranteed when the sliding door can pass the endurance test of up to 20,000 opening and closing cycles.

On our own test bench

The Schüco Technology Center is one of the highest-performing test centres for windows, doors and façades worldwide – and the largest in Europe. Over 40 employees carry out several hundred tests a year here, from small components to complete façade units. Our new Design sliding doors are also put under the microscope in the Technology Center. Mechanical and safety aspects play a particularly important part in tests.



Competitive advantage:
The PVC-U used by Schüco
with EPDM ensures window and
door units remain impermeable
throughout their useful life.

Material

Aluminium or PVC-U

When you choose a new Schüco Design sliding door, you'll be faced early on with the question of which material you want to use: aluminium or PVC-U? Alongside their individual benefits, both materials are long-lasting, weather-resistant, low-maintenance and suitable for a huge range of configurations.

Why choose aluminium?

- Light but stable, even for slimline profiles
- Secure, as the stable material increases burglar resistance while ensuring a great appearance
- Energy-efficient, thanks to optimum thermal insulation with special two-part construction
- 100% recyclable – the doors are developed in line with the “Cradle to Cradle” principle: they can be separated into individual materials, shredded and melted down for the production of new components

Why choose plastic?

- Excellent price-performance ratio, making it very popular
- Impact-resistant, extremely deformation-resistant even at high temperatures
- Excellent thermal insulation, thanks to cavities in the window profiles and special protective glazing
- Entirely recyclable, VinylPlus-certified (European PVC sector sustainability initiative) and incorporated into the Rewindo material cycle system

02

PANORAMA DESIGN

Frameless and large-scale: generous glass areas and slimline profiles are the characteristic features of Panorama Design sliding doors. For the best view ever.








Panorama Design

“The exclusive one”



Unrestricted view: the Schüco Panorama Design sliding door guarantees an almost limitless view like no other. Large-scale glass areas from the floor to the ceiling with very slim frames characterise these sliding doors which are flush-fitted in the wall, ceiling and floor. This makes obtrusive thresholds and wide profile face widths a thing of the past. Despite its generous glass units, the sliding door is a real energy-saver. Excellent thermal insulation values at passive house level reduce heating costs and

ensure a comfortable indoor climate. This attractive sliding door has also won several design awards.



Scan to find out more!

Let our experts tell you more about the Panorama Design sliding door:
www.schueco.com/panorama-design





Benefits




Recipient of multiple
internationally renowned
design awards



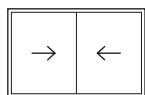
Save on heating costs thanks to high
thermal insulation with a U value of
0.82 W/(m²K) or more, depending on design



Maximum transparency with
profiles flush-fitted in the wall,
ceiling and floor and minimal face
widths in the interlock section



Tested and certified burglar
resistance up to RC 3
for **more security**



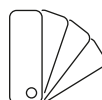
Customisable
with a wide range of
opening options



Easy to integrate
into your existing
smart home system*



Easy to operate
manually or with
automated control*



Panorama Design sliding doors
are available in PVC-U or aluminium
and in a **wide range of colours**

*Option available for selected sliding doors
(see supplement).





Three levels – countless views

WHEN THE INSIDE FEELS LIKE THE OUTSIDE:
SEE THE UNIQUE PANORAMIC VIEW OVER
GDAŃSK BAY FROM EVERY CORNER OF THIS
HOME IN GDYNIA.

HOME STORY

Gdańsk Bay is a haven for nature lovers and watersports fans. What sounds like a holiday destination for some is also a home for others. Like this luxurious three-level house nestling into a slope directly on the coast. The ground floor is the heart of the villa, with an open-plan living, kitchen and dining area and neighbouring wellness oasis. The bedrooms are on the floor above. The generous terrace links the different building areas and uses together. But you don't have to go out on the terrace to appreciate the view. Wherever you are in the building, large-scale windows and Panorama Design sliding units provide a breathtaking view of the Baltic Sea. Thanks to the maximum glass area and minimal profile thickness, you can gaze wherever you like and get lost in the landscape – spot-

ting new things every day with the weather making everything different every time.

What remains the same is the complete wellbeing package that is incorporated into this incredibly beautiful villa: innovative systems technology, automation and security functions come together with a high level of energy efficiency. A truly comfortable place to live. The Design sliding doors make a huge contribution to this. They ensure a healthy indoor climate, guiding fresh air into the house. You can slide them into any position and lock them in place, e.g. using the handle. This stops them being moved unexpectedly from outside or slamming open or shut due to wind or storms.



“It’s meant to be a family house —
all year round, through all the seasons,
no matter what the weather.”

ARCH-DECO ARCHITECTS



Project Home

Location Gdynia, Poland

Architect Arch-Deco Sp. z o.o.

Schüco partner ALU-PLUS Sp. z o.o.

Category New build

System ASS 77 PD.SI Panorama Design sliding door





Interview

THE ARCHITECTS RESPONSIBLE FOR THE PROJECT, MICHAŁ BARYŻEWSKI AND ZBIGNIEW RESZKA FROM ARCH-DECO, DISCUSS INDIVIDUALITY, STYLE AND EXQUISITE POSITION.

What makes the connection between villa and landscape so special?

The complex was embedded into the hill to highlight the sea view. The most important thing for us was for the building to make use of the natural hillside location of the property, in order to ensure much-needed privacy from the road side while also opening up the interior for the best possible view of the bay.

What was the idea behind the building concept?

It's meant to be a family house – all year round, through all the seasons, no matter what the weather. This trilogy of indoor areas, roofed outdoor areas and entirely outdoor areas with varying sizes helps

blur the boundaries between inside and outside. They create a connected space that you simply don't want to leave.

You decided to use Schüco sliding doors as part of this...

Yes, definitely. Firstly, the air quality in this region is incredible, which is why we decided to use sliding doors in the first place. Furthermore, the Schüco Panorama Design sliding doors enabled us to open up the indoor areas to nature – even when they're actually closed. The open corner solution was a great idea for the pool pavilion. It gives the swimmers a view of the bay and can be opened up to the outside in the summer.

03

CLASSIC DESIGN

Versatile and reliable: the Classic Design sliding door is a hit with a huge range of opening options. The lift-and-slide door is the perfect solution for almost any building project.








Classic Design

“The multi-talented one”



Lift first, then open – with minimal effort: the Schüco Classic Design sliding door units glide easily and silently on up to three tracks in one direction or from the centre to the right and left. And why not make opening even easier with automatic opening from your tablet or smartphone or at the push of a button? Alongside easy operation options, the barrier-free lift-and-slide door scores a hit with its wide range of opening options – with burglar resistance up to

RC 2 as standard. Its versatility makes this all-rounder the right choice for almost any building project.



Scan to find out more!

Let our experts tell you more about the Classic Design sliding door:
www.schueco.com/classic-design






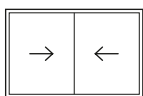
Benefits



Barrier-free zero level threshold
for additional comfort and an even transition between inside and outside



Tested and certified burglar resistance up to RC 2 for **more security**



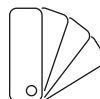
Customisable
with a wide range of opening options



Easy to integrate into your existing **smart home system***



Easy to operate
manually or with automated control*



Classic Design sliding doors are available in PVC-U or aluminium and in a **wide range of colours**



Save on heating costs thanks to high thermal insulation with a U value of 0.96 W/(m²K) or more, depending on design

*Option available for selected sliding doors (see supplement).





As far as the eye can see

THE TARPGAARD FAMILY'S DREAM HOUSE COMBINES DESIGN AND FUNCTIONALITY WITH A BREATHTAKING POSITION ON THE COAST.

HOME STORY

When they talk about their home, Line and Martin Tarpgaard come across as very peaceful and relaxed. Perhaps that's just the way they are naturally. Or perhaps it's also the feeling of wellbeing that comes over them when they think about their personal dream house. The villa in the Danish town of Fredericia invites you to settle into contemplative rest. You keep wanting to stop and take in the incredibly magical view of the water. And you don't have to lean right out of the window to see it. Wherever you are in the living space – on the sofa, at the desk, at the dining table, even at the kitchen island – you can always see the outside. It wasn't always like that. Four years



“Our dream was to be able to enjoy the incredible view from inside the house too.”

LINE AND MARTIN TARPGAARD, CLIENTS

ago, the family was still sitting in their red brick house, tinkering with construction plans for the house of their dreams. They were in agreement on one thing: although they were already living in the perfect place with a perfect view, the unspoilt vistas of sea and countryside were simply too amazing to be looked at through ordinary windows. They wanted more. To see more, feel more, enjoy more. A view of the horizon, even from inside the house. And so the building project began in 2016: a villa with a view with the focus on open architecture. The build followed a clear vision: to bring together the location, the lighting mood at different times of year and the functionality required for the 6-strong family into a cohesive whole. Working with the

Lorenzen architectural studio, the Tarpgaards' dream became reality in 2020. The architecture is deliberately closed off on the road side with a continuous wall, creating the necessary private space. However, on the sea side, the entire length of the villa opens up to the Baltic Sea and the living spaces merge visually with the landscape. Large Schüco Classic Design sliding doors and façade systems provide maximum transparency here. You will never get tired of seeing the sun glint on the sea or watching the wild autumn storms stirring up the water. The Tarpgaards often find themselves gazing out to sea – as far as the eye can see. And that's when Line and Martin know that they've done everything right.







“We had a clear vision of how design and functionality would take shape in our new home.”

LINE AND MARTIN TARPGAARD, CLIENTS



Project Home
Location Fredericia, Denmark
Architect Tegnestuen Lorenzen
Schüco partner Tarpgaard A/S
Category New build
System ASE 80.HI Classic Design sliding door, doors, façades

04

BI-FOLD DESIGN

Flexible and space-saving: Bi-Fold Design sliding doors allow openings that incorporate up to 90% of the glass area. For a seamless flow from living space to patio.

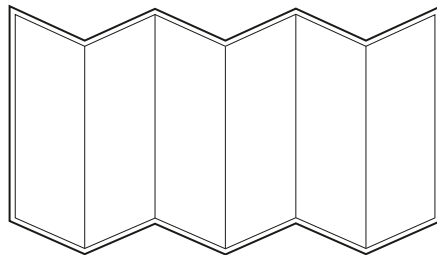






Bi-Fold Design

“The space-saving one”



For all those who want more room to unfold: with Schüco Bi-Fold Design sliding doors, inside and outside become one in an instant. Glass areas are transformed into openings. Simply push the vent doors to the side and fold them together. They glide silently on roller carriages guided along tracks at the top and bottom. It's up to you where you fold your sliding door and in which direction. Flexible and space-saving, our systems can be customised to your

wishes. You can even install an optional integrated balcony door for quick outdoor access.



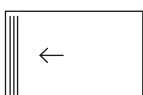
Scan to find out more!

Let our experts tell you more about the Bi-Fold Design sliding door:
www.schueco.com/bi-fold-design





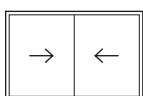
Benefits




Maximum opening of 90% ensures wide openings and **unrestricted view**



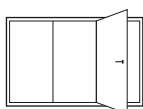
Save on heating costs thanks to high thermal insulation with a U value of 0.8 W/(m²K)



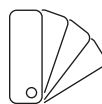
Customisable with a wide range of openings



Tested and certified burglar resistance up to RC 2 for **more security**



Quick access possible with optional integrated balcony door



Bi-Fold Design sliding doors are available in aluminium or PVC-U and in a **wide range of colours**



Easy and silent manual operation






Tradition remade

IN THE SUNNMØRE ALPS YOU WILL FIND THE “BLACK LODGE” BELONGING TO ANDREAS AND HIS FAMILY. HERE, ARCHITECTURE BECOMES ART – AND THE PEOPLE LIVING THERE BECOME ONE WITH NATURE.

HOME STORY

Steep summits, picturesque fjords and fairytale villages: the Sunnmøre Alps on the west coast of Norway are worth a visit in summer and winter alike. Andreas’ family also love this environment as an escape from the hectic activity of their home town of Ålesund. An hour in the car and they can be breathing in the fresh air at their holiday home. These breaks have a long tradition. “My grandfather had a small mountain hut he built himself for day trips in the 1960s,” says Andreas. He smiles as he thinks back to days spent here in the past surrounded by nature. A good time. A valuable time. A time full of happy childhood memories and a feeling of home that he also wants



“These mountains are special to me because they have been my family’s home – for a long, long time.”

ANDREAS, CLIENT

to create for his family. And he’s done it with the “Black Lodge”.

In the “Black Lodge”, you feel like you’re in a Nordic fable with a modern twist. Like a dark boulder, the holiday home is a strong visual contrast with the nature that surrounds it. At the same time, it fits in with its sharp-edged and craggy environment. And even when it’s gloomy outside, the large glazed areas and slimline profiles flood the interior with light. Here, you will find exciting dark/light contrasts among the black-painted wooden cladding on the walls and ceilings. All in all, a rein-


terpretation of the traditional Norwegian mountain hut – like his grandfather’s.

The use of glazing to the full room heights and around corners and the Bi-Fold Design sliding doors dissolve the boundaries between inside and outside. You become part of the breathtaking environment. On mild summer nights, you can open up the Bi-Fold sliding system entirely and enjoy being truly close to nature. The children particularly love this and can easily fold the vent doors together. Extreme cold, biting wind and snowstorms are also rather more the rule than the exception in this









mountainous region. That's why it was so important to Andreas to integrate a well-thought-out energy concept. Well-insulated frame technology and triple insulation glazing with thermal insulation make it possible to use transparent façades even in the midst of this dramatic climate. The family can sit comfortably in the warm around their fireplace and enjoy the spectacles of nature. Not only is Andreas delighted with the outcome, but it also fills him with pride. And there's one thing he's certain about: "My grandfather would have felt right at home here too." Because even if the house has completely changed after the renovation, one thing remains the same: the view of the spectacular mountain scenery.

Project Holiday home

Location Straumgjerde, Norway

Architect Invit Arkitekter AS

Schüco partner Straumsheim Glass og Fasade AS

Category New build

System ASS 70 FD Bi-Fold Design sliding door, façades, doors

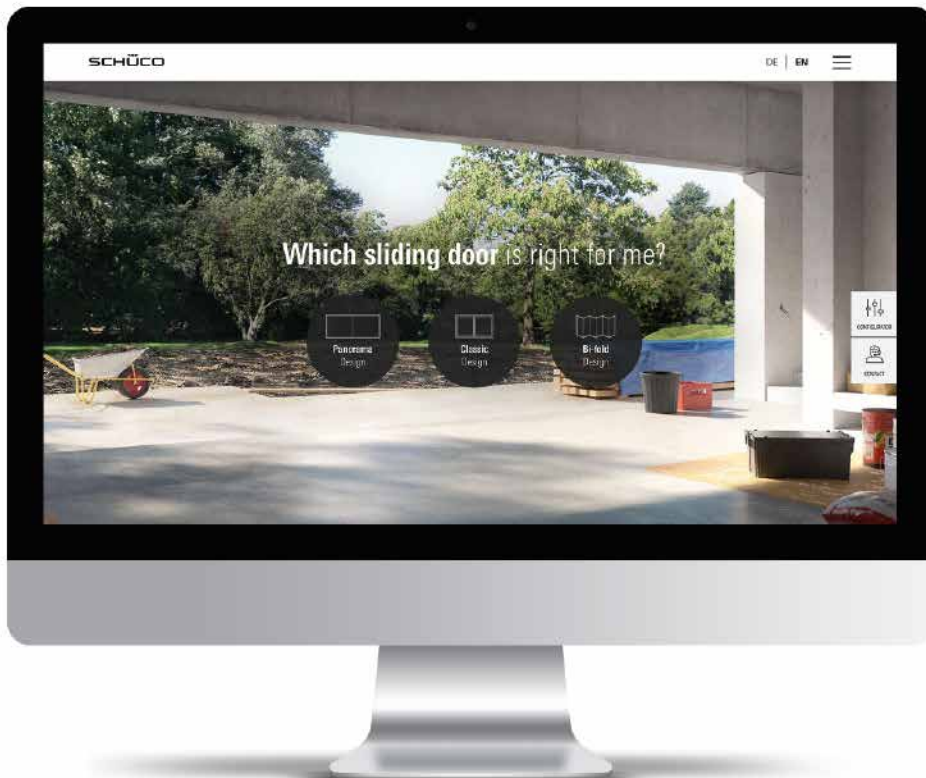
05 SERVICE

This brochure provides you with a lot of information and inspiration for your upcoming building project. But what do you do now? That's entirely up to you. You could carry on researching yourself, using our website or social media channels (for example). Or you could seek advice – from one of our partners or in our Schüco showrooms.



With a simple click

Alongside this brochure, you can find plenty of information about the Schüco Panorama, Classic and Bi-Fold Design sliding doors on our website at schueco.com/my-sliding-door. Why not try ...



... the sliding door configurator

Use this configuration tool to create the Design sliding door of your dreams. You can then ask one of our partners for a non-binding quote.

... a 360° view

The panoramic view gives you a new perspective on our Design sliding doors.

... a whole lot of inspiration

Our numerous references show off our different Design sliding doors – in more and more new contexts.

... even more information

Expand your knowledge of our Design sliding doors and find out all about the benefits of the Panorama, Classic and Bi-Fold Design.

... simply getting in touch

Got any questions? Ask them in the chat or use the contact form to message us.


Scan and see!

Find out all about our Design sliding doors at www.schueco.com/my-sliding-door



Find a Schüco partner

Contrary to what you might think, you can't buy Schüco products directly from us – only from our qualified partners.



These are window manufacturers, distributors and fabricators in your region who sell, manufacture and install Schüco products. Our partners will be happy to advise you and accompany you from planning to installation. Then there's only one thing left for you to do: enjoy your new high-quality windows, front doors, sliding doors, ventilation systems and smart home solutions – forever.

Finding a partner - made simple!

Discover the right Schüco partner for you at
www.schueco.de/contact
or via the free hotline:
+49 800 400 400 7



Visit a showroom

A display item often says more than a thousand pictures. And personal expert advice is essential when it comes to setting up your building project. Experience the Schüco product world up close in one of our showrooms or those of our partners.





Tangible, informative, inspiring – visit one of our showrooms in Germany.

Stay up to date!

You can find current info about our locations, opening times and contact addresses on our website at www.schueco.com/showrooms



Berlin

Schlüterstraße 40
10707 Berlin, Germany

Bielefeld

Karolinenstraße 1–15
33609 Bielefeld, Germany

Düsseldorf

Franziusstraße 6
40219 Düsseldorf, Germany

Frankfurt am Main

Thurn-und-Taxis-Platz 6
60313 Frankfurt am Main, Germany

Hamburg

Watermark Tower HafenCity
Überseeallee 10
20457 Hamburg, Germany

Weißenfels

Selauer Straße 155
06667 Weißenfels, Germany

Wertingen

Industriestraße 12
86637 Wertingen, Germany

All about Schüco

Our express goal is for you to get your own personal dream home. Whether you're renovating, modernising or creating a new build, we're a one-stop shop for everything you need. Our products are based on quality, innovation and durability. They also meet all the highest requirements in terms of comfort, design, security and sustainability.



Visit our website
at www.schueco.com

Schüco sun shading

Attractive wide variety of sun shading and weather protection for generous individual façade designs

Schüco balconies

Huge range of designs, optimum system compatibility, individual design options and high weather resistance; suitable for new builds and existing buildings

Schüco building automation

Smart automation solutions for individual doors and windows and fully networked systems for the entire building envelope



Schüco windows

Cutting-edge functionality, living comfort all year round and a sleek aesthetic, combined with a huge range of fittings, handles and colours

Schüco doors

Versatile formats and numerous timeless designs provide maximum security, thermal insulation and functionality

Schüco sliding doors

Numerous opening options, timeless design with maximum operating comfort and transparency

LEGAL NOTICE

Schüco International KG
Karolinenstraße 1–15
33609 Bielefeld, Germany

Marketing and Editorial:
Melanie Horsthemke
Lisa Landwehrjohann

Concept and Design:
entdecker*design
www.entdecker-design.de

Lithography:
scanlitho.teams FullService GmbH

Production:
Druckerei Vogl GmbH & Co KG

Picture credits:
kirstinemengel.dk
Marius Beck Dahle
Jonas Lundberg
James Silverman Photography
GraphicsFuel.com
All other elements:
Schüco International KG

P 4539/01.22/Printed in Germany

We reserve the right to make
technical changes and to correct errors.
Products may differ from illustrations.

Schüco International KG
Karolinenstraße 1–15
33609 Bielefeld, Germany

www.schueco.com

SCHÜCO